










Cafétéria CSH 2007-2008






1. Fréquentez-vous souvent la cafétéria du CSH ?			Response Percent	Response Count
Quotidiennement			27.7%	44
De temps en temps			55.3%	88
Hebdomadairement			8.8%	14
Jamais			8.2%	13
		Si jamais, pourquoi ?		13
		answered question		159
		skipped question		0

2. Dans l'ensemble, comment jugez-vous le service de restauration ?			Response Percent	Response Count
Excellent			4.5%	7
Bien			24.2%	38
Satisfaisant			22.9%	36
A améliorer			45.9%	72
Pas d'avis			2.5%	4
		answered question		157
		skipped question		2






3. Comment trouvez-vous le choix des menus ?

		Response Percent	Response Count
Excellent		4.5%	7
Bon		22.4%	35
Satisfaisant		30.8%	48
A améliorer		37.8%	59
Pas d'avis		4.5%	7
		answered question	156
		skipped question	3






4. Comment trouvez-vous le choix des entrées / salades ?

		Response Percent	Response Count
Excellent		6.4%	10
Bon		16.0%	25
Satisfaisant		25.0%	39
A améliorer		46.2%	72
Pas d'avis		6.4%	10
		answered question	156
		skipped question	3






5. Comment trouvez-vous le choix des plats chauds ?

		Response Percent	Response Count
Excellent		6.5%	10
Bon		27.1%	42
Satisfaisant		25.2%	39
A améliorer		34.2%	53
Pas d'avis		7.1%	11
		answered question	155
		skipped question	4






6. Comment trouvez-vous le choix des sandwichs ?

		Response Percent	Response Count
Excellent		7.1%	11
Bon		18.7%	29
Satisfaisant		23.9%	37
A améliorer		42.6%	66
Pas d'avis		7.7%	12
		answered question	155
		skipped question	4




7. Comment trouvez-vous le choix des desserts ?

		Response Percent	Response Count
Excellent		3.9%	6
Bon		16.2%	25
Satisfaisant		30.5%	47
A améliorer		35.7%	55
Pas d'avis		13.6%	21
		answered question	154
		skipped question	5






8. Comment trouvez-vous la variété des plats, salades, sandwiches, desserts, etc. ?

		Response Percent	Response Count
Excellent		5.2%	8
Bon		16.1%	25
Satisfaisant		37.4%	58
A améliorer		37.4%	58
Pas d'avis		3.9%	6
		answered question	155
		skipped question	4






9. Comment trouvez-vous la présentation des plats (goût, préparation, etc.) ?

		Response Percent	Response Count
Excellent		6.3%	10
Bon		18.4%	29
Satisfaisant		29.7%	47
A améliorer		41.1%	65
Pas d'avis		4.4%	7
		answered question	158
		skipped question	1






10. Comment trouvez-vous la qualité des plats ?

		Response Percent	Response Count
Excellent		5.1%	8
Bon		21.8%	34
Satisfaisant		24.4%	38
A améliorer		42.3%	66
Pas d'avis		6.4%	10
		answered question	156
		skipped question	3






11. Comment trouvez-vous les quantités servies ?

		Response Percent	Response Count
Excellent		10.2%	16
Bon		27.4%	43
Satisfaisant		34.4%	54
A améliorer		26.1%	41
Pas d'avis		1.9%	3
		answered question	157
		skipped question	2






12. Comment trouvez-vous la température des plats ?

		Response Percent	Response Count
Excellent		9.0%	14
Bon		25.6%	40
Satisfaisant		34.6%	54
A améliorer		26.3%	41
Pas d'avis		4.5%	7
		answered question	156
		skipped question	3






13. Comment trouvez-vous la rapidité du service ?

		Response Percent	Response Count
Excellent		9.7%	15
Bon		36.4%	56
Satisfaisant		27.9%	43
A améliorer		23.4%	36
Pas d'avis		2.6%	4
		answered question	154
		skipped question	5






14. Comment trouvez-vous la fraîcheur et la propreté des aliments ?

		Response Percent	Response Count
Excellent		9.7%	15
Bon		22.6%	35
Satisfaisant		21.3%	33
A améliorer		42.6%	66
Pas d'avis		3.9%	6
		answered question	155
		skipped question	4

15. Comment trouvez-vous la propreté de la vaisselle ?

		Response Percent	Response Count
Excellent		10.3%	16
Bon		27.1%	42
Satisfaisant		27.1%	42
A améliorer		25.8%	40
Pas d'avis		9.7%	15
		answered question	155
		skipped question	4

16. Comment trouvez-vous la propreté de la salle ?

		Response Percent	Response Count
Excellent		1.9%	3
Bon		15.3%	24
Satisfaisant		28.7%	45
A améliorer		47.8%	75
Pas d'avis		6.4%	10
		answered question	157
		skipped question	2






17. Comment trouvez-vous le professionnalisme du personnel ?

		Response Percent	Response Count
Excellent		6.5%	10
Bon		29.7%	46
Satisfaisant		35.5%	55
A améliorer		22.6%	35
Pas d'avis		5.8%	9
		answered question	155
		skipped question	4






18. Comment trouvez-vous l'amabilité du personnel ?



		Response Percent	Response Count
Excellent		18.8%	29
Bon		35.7%	55
Satisfaisant		26.0%	40
A améliorer		16.2%	25
Pas d'avis		3.2%	5
		answered question	154
		skipped question	5





19. Comment trouvez-vous le cadre général de la cafétéria (ambiance, décoration, agencement) ?

		Response Percent	Response Count
Excellent		3.2%	5
Bon		27.6%	43
Satisfaisant		26.3%	41
A améliorer		39.1%	61
Pas d'avis		3.8%	6
		answered question	156
		skipped question	3

20. Comment trouvez-vous le rapport qualité/prix ?

		Response Percent	Response Count
Excellent		8.9%	14
Bon		21.0%	33
Satisfaisant		35.7%	56
A améliorer		30.6%	48
Pas d'avis		3.8%	6
		answered question	157
		skipped question	2

21. Quand vous n'allez pas déjeuner à la cafétéria : (Plusieurs choix possibles)			Response Percent	Response Count
Vous déjeunez des plats faits maison			60.7%	91
Vous déjeunez hors du campus ou commandez de l'extérieur			70.7%	106
		Autre, (précisez)		12
		answered question		150
		skipped question		9

22. Vous êtes :			Response Percent	Response Count
Membre du personnel			30.4%	48
Enseignant cadré			24.1%	38
Enseignant à mis temps			3.2%	5
Étudiant			42.4%	67
		Nom et institution (optionnels)		37
		answered question		158
		skipped question		1

23. Vous faites partie de quelle tranche d'âge ?

		Response Percent	Response Count
17-25 ans		39.5%	62
26-30 ans		10.8%	17
31-35 ans		10.2%	16
36-40 ans		10.2%	16
41-45 ans		10.8%	17
46-50 ans		8.9%	14
51-55 ans		1.9%	3
56-60 ans		5.7%	9
Plus de 60 ans		1.9%	3
		answered question	157
		skipped question	2

24. Auriez-vous d'autres remarques ou des suggestions à rajouter ?

		Response Count
		62
		answered question
		62
		skipped question
		97